



2025

CORPORATE RESPONSIBILITY REPORT



TABLE OF CONTENTS

INTRODUCTION	02	RESPONSIBLE BUSINESS PRACTICES	36
Message From Our CEO	02	Business Ethics	36
Amkor Overview	04	Responsible Minerals Sourcing	38
Our Mission & Vision	05	Supply Chain Management	39
Corporate Responsibility Governance	06	Smart Factory Transformation	42
Awards and Recognition	07	Workforce	43
Stakeholder Engagement & Priorities	11		
ENVIRONMENT, HEALTH & SAFETY	12	APPENDIX	48
Greenhouse Gas & Energy	12	SASB Index	48
Climate Risk Management	22	TCFD Index	52
Water Conservation	25	Metrics	53
Waste Management	29	Independent Assurance Statement	57
Occupational Health & Safety	32	About The Report	58
Chemical Management	35		

MESSAGE FROM OUR CEO



I am proud to share our 2025 Corporate Responsibility Report, our fifth consecutive annual report, reflecting our commitment to compliant, responsible, and sustainable business practices. It highlights the progress we have made and the dedication of our global team over the past year.

Corporate responsibility is integral to who we are as a company and firmly aligned with our values of reliability, trust, and integrity. These values guide how we innovate, build long-

term partnerships, and meet our responsibilities to customers, investors, employees, suppliers, and the communities we serve.

Amkor's history stretches back to our founding in 1968, when our late Honorary Chairman HyangSoo Kim pioneered the Outsourced Semiconductor Assembly and Test (OSAT) model. That enduring spirit of innovation continues to shape our role as a trusted partner to the world's leading semiconductor companies. Today, more than 30,000 employees worldwide contribute to Amkor's technology leadership, manufacturing excellence, and global operational strength.

Our strategy remains clear and well-aligned with current market dynamics as we enter our next phase of growth. We continue to execute against three strategic pillars: elevating our technology leadership, expanding our geographic footprint, and strengthening strategic partnerships in key markets. These pillars have guided our progress and will continue to shape our path forward as demand accelerates for advanced packaging solutions

and customers seek greater resiliency, flexibility, and value across the semiconductor supply chain.

Our strategic geographic footprint, which enables customer and supply chain resiliency, remains a critical focus. This includes a significant expansion in South Korea, the continuing ramp of manufacturing in Vietnam, and our major investment to establish Amkor's first manufacturing facility in the United States.

In October 2025, we marked an important step forward with the groundbreaking of our new advanced packaging and test facility in Arizona. This investment represents a significant commitment to supporting our customers' most advanced technological needs and reinforces our long-term growth strategy. Arizona offers a strong ecosystem of talent, infrastructure, and industry collaboration, and we are proud to deepen our presence in the region as we help shape the future of semiconductor manufacturing in the United States.

Ethical business conduct remains foundational to all of our efforts. Doing business the right way, honestly, transparently, and responsibly, is essential to maintaining the trust we have built over decades. I expect every member of our organization to uphold the highest standards of integrity in every decision and interaction. This shared commitment strengthens our culture and reinforces our reputation with customers and stakeholders.

We also continued to advance our environmental sustainability efforts. In 2025, we continued implementing initiatives as we work toward achieving our science-based target for net-zero greenhouse emissions by 2050, including continued expansion of renewable energy procurement across our operations. Reducing emissions across our value chain remains a priority, and we will continue working closely with suppliers to drive meaningful progress in the years ahead.

MESSAGE FROM OUR CEO

Our efforts were recognized through several external assessments and awards, including “A” leadership scores from Carbon Disclosure Project (CDP), Platinum recognition from the Responsible Business Alliance (RBA) for our facility in Taiwan, continued Prime status from Institutional Shareholder Services (ISS), and safety excellence awards in the Philippines and South Korea. These recognitions reflect the progress we are making in environmental stewardship, responsible operations, and supply chain management.

As I reflect on our corporate responsibility journey, I remain guided by the values of reliability, trust, and integrity instilled by the Kim Family, our founders. We are committed to publishing a report that clearly reflects both our goals and our progress. With the dedication of our global teams and the strong partnerships we maintain with customers, suppliers, and communities, I am confident that we will continue advancing our corporate responsibility efforts and contributing to a more sustainable future for us all.

Yours Truly,

Kevin Engel

PRESIDENT & CHIEF EXECUTIVE OFFICER

"Corporate responsibility is integral to who we are as a company and firmly aligned with our values of reliability, trust, and integrity."



AMKOR OVERVIEW

Amkor Technology, Inc. is the world's largest U.S. headquartered OSAT and is a global leader in outsourced semiconductor packaging and test services. With a strong track record of innovation, a broad and diverse geographic footprint and solid partnerships with lead customers, Amkor delivers high-quality solutions that enable the world's leading semiconductor and electronics companies to bring advanced technologies to market. The company's comprehensive portfolio includes advanced packaging, wafer-level processing, and system-in-package solutions targeting applications for smartphones, data centers, artificial intelligence, automobiles and wearables. Amkor is a key partner to technology companies building end products that are increasingly efficient, safe, and made using renewable materials. Our services support the technological innovations that are driving digital

transformation, electrification, and automation globally. Amkor's operational base includes production facilities, research and development centers, and sales and support offices located in key electronics manufacturing regions in Asia, Europe, and the United States. For more information, visit amkor.com.

AMKOR BY THE NUMBERS



Founded in
1968



Footprint in
11 COUNTRIES



\$6.7B
Net Sales*



13M SQ. FEET
of Manufacturing Space



\$905M
CapEx*



~31,000
Employees

*2025 Result

2025 END MARKETS

COMMUNICATIONS

Smartphones
Tablets

46%

COMPUTING

Data Center
Infrastructure
PC/Laptop
Storage

20%

15%

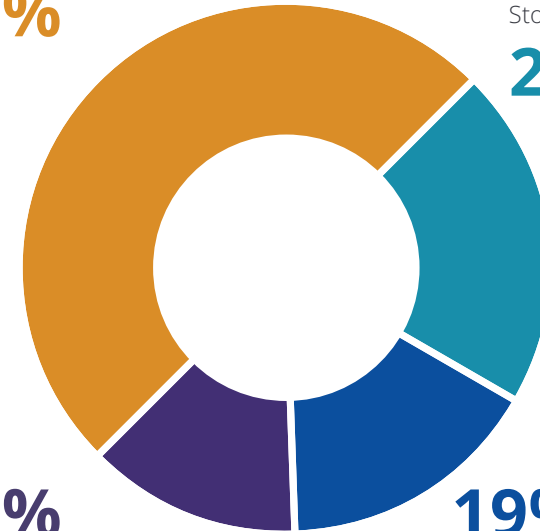
CONSUMER

A/R & Gaming
Connected Home
Home Electronics
Wearables

19%

AUTOMOTIVE & INDUSTRIAL

ADAS
Electrification
Infotainment
Safety





MISSION

Amkor delivers agile and dependable manufacturing and supply chain solutions developed in close collaboration with our customers.

VISION

To be the preferred manufacturing services partner, enabling innovative semiconductor packaging.

信義

These Chinese characters symbolize "reliability and trust" - the lifelong values of the late Honorary Chairman, Hyang-Soo Kim, who founded Amkor. They illustrate his strong passion for and dedication to the highest standards of integrity, respect, and fair dealing.

CORPORATE RESPONSIBILITY GOVERNANCE

The Nominating and Governance Committee of our Board of Directors oversees our corporate responsibility program. It receives quarterly updates from senior management regarding Amkor’s corporate compliance, responsibility, and sustainability programs, including regulatory developments, program strategy, and key initiatives, including climate-related assessments.

Amkor has a senior management committee, Corporate Compliance & Responsibility Committee, which is responsible for shaping and overseeing Amkor’s corporate compliance and responsibility strategy and program. The Committee’s responsibilities include:

- ▶ Identifying, evaluating, and monitoring corporate responsibility issues that could impact our company’s business activities, performance, and reputation.
- ▶ Developing corporate responsibility plans, goals, and strategies to drive sustainable practices.
- ▶ Integrating corporate responsibility initiatives into our business operations and strategy to ensure alignment with our overall objectives.
- ▶ Overseeing greenhouse gas emissions reduction in line with the science-based targets (SBTs) to address a key priority of our stakeholders.
- ▶ Identifying, evaluating, and monitoring climate-related risks and opportunities that could materially impact the company’s operations, performance, or reputation.
- ▶ Shaping effective communications with employees, investors, and other stakeholders to foster transparency and engagement.
- ▶ Addressing customer and regulatory requirements related to corporate responsibility, ensuring our practices adhere to compliance standards and align with stakeholder expectations.

Through these efforts, the Corporate Compliance & Responsibility Committee

plays a crucial role in advancing our corporate responsibility program. The Committee includes the executive leadership team and senior management across several functions, ensuring a comprehensive approach to governance. The Committee is chaired by our General Counsel and led by our Vice President, Legal Compliance and Regulatory Affairs, both of whom regularly report to the Nominating and Governance Committee of our Board of Directors on compliance and corporate responsibility matters.

This structure ensures that our corporate responsibility initiatives are aligned with strategic goals and are effectively integrated into our overall business operations. Our governance framework upholds the highest transparency, accountability, and ethical conduct standards by fostering collaboration among departments and ensuring comprehensive oversight.

Our Structure



AWARDS AND RECOGNITION

CDP Environmental Leadership

We achieved the double [“A” Leadership scores](#) in Climate Change and Water Security from the Carbon Disclosure Project (CDP), the global gold standard for environmental transparency, which evaluated nearly 20,000 companies. We have disclosed climate- and water-related data through CDP each year since 2018, and this double “A” places us among top-tier global performers.



This recognition reflects our enhanced disclosures and environmental management practices, including climate risk management, renewable energy initiatives, value chain engagement, and responsible water stewardship. We also received an “A” for the Supplier Engagement Assessment (SEA), further demonstrating our commitment to environmental leadership and transparency.

ISS Prime Status and Top QualityScore

We have maintained a [Prime status](#) from Institutional Shareholder Services (ISS). The Prime status is awarded to companies with sustainability performance above the sector-specific Prime threshold, meaning they fulfill ambitious absolute performance requirements. Prime companies are sustainability leaders in their industry. They are better positioned to cope with material sustainability risks and seize opportunities than their non-Prime peers.



Our sustainability team led efforts that resulted in CDP “A” scores.

We achieved the highest ISS QualityScore of 1 in the Environmental category on a 1 to 10 scale, reflecting industry-leading environmental disclosures.



AWARDS AND RECOGNITION

RBA VAP Audit Recognition

As an RBA member, we conduct RBA audits at select facilities every two years. These independent audits adhere to the [RBA Validated Assessment Program \(VAP\)](#), which is the industry standard for on-site sustainability compliance verification. The following facilities received [VAP audit recognitions](#) over the past two years:



Platinum Recognition: Portugal (ATEP)



Platinum Recognition: Taiwan (ATT5)



Silver Recognition: Taiwan (ATT1, ATT3, ATT6), South Korea (ATK4) & Japan (ATJ6)



Amkor Portugal team receives recognition for workforce development.

Sustainalytics Risk Management

We received a rating of 22 out of 100, where 0 indicates the lowest risk and 100 the highest. Morningstar Sustainalytics measures a company's exposure to industry-specific material risks and how well these risks are managed. The rating demonstrates our ability to manage risks across a range of issues effectively.



MSCI Rating Improvement

Amkor's Morgan Stanley Capital International (MSCI) rating improved to BBB, reflecting continued progress across environmental, social, and governance priorities. MSCI evaluates companies on a scale from AAA to CCC. The BBB rating marks an improvement of two grades over two consecutive years, highlighting steady advancements in our practices and disclosures.



Workforce Development Recognition

Amkor Portugal established a strategic partnership with ATEC, a leading industry-focused vocational and technical training organization, to support skills development through knowledge sharing, technical exchanges, and internship opportunities. As part of this collaboration, ATEC recognized Amkor for its availability, quality, and sustained commitment to the successful integration and development of trainees.

AWARDS AND RECOGNITION



South Korea Health and Safety Recognitions

In 2025, we participated and were recognized through the following government-related programs and awards related to occupational safety, health management, and accident prevention:

- ▶ Safety and Health Win-Win Cooperation Project: Participated in a government-led program coordinated by the Ministry of Employment and Labor (MOEL), in cooperation with the Korea Occupational Safety and Health Agency (KOSHA), to support Amkor's suppliers in strengthening their occupational health and safety systems. Amkor shared its risk assessment methodology with its suppliers, which conducted their own assessments, and following KOSHA's evaluation, select suppliers received a Risk Assessment Excellence Certification.
- ▶ Workplace Health Management Excellence Award: Received an Excellence Award during the Workplace Health Management Best Practice Presentation Competition hosted by the KOSHA, recognizing proactive chemical risk management and health promotion programs.
- ▶ Industrial Accident Prevention Merit Recognition: Received a Merit Recognition from the regional office of the MOEL, in cooperation with KOSHA, for contributions to industrial accident prevention and a positive workplace safety culture.



AWARDS AND RECOGNITION

Safety SOPI Award

In 2025, the Safety Organization of the Philippines, Inc. (SOPI) recognized Amkor Philippines for its exemplary safety performance. The award highlighted more than 6 million hours worked without a lost-time accident at the P1 facility from December 2024 to September 2025, and more than 14 million hours worked without a lost-time accident at the P3/P4 facility from January 2024 to September 2025.

Government Recognition for Waterbody Protection

In 2025, Amkor Philippines received a Plaque of Appreciation from the Department of Environment and Natural Resources (DENR) for its commitment to and support of the Adopt an Estero/Waterbody Program.

Community and Youth Sustainability Appreciation

Amkor Philippines received a Certificate of Appreciation in 2025 for its valuable partnership and support of the “Green Generation: Youth for a Sustainable Future” initiative, recognizing its contribution to youth-focused sustainability education and community engagement.



STAKEHOLDER ENGAGEMENT & PRIORITIES

In our corporate responsibility programs and reporting, we consider the perspectives of multiple stakeholders. We regularly collaborate with key customers and suppliers regarding our program and strategy, participate in RBA and other industry conferences and working groups, and engage with government policymakers and regulators across our global operations. Internally, we hold regular CEO Town Halls and executive sessions with live Q&A for employees. We also interact with investors and ratings agencies to obtain the perspective of the investing community.

We have adopted the SASB standard, which aligns with the material topics identified by our stakeholders. The SASB Standards highlight the sustainability issues most relevant to financial performance and enterprise value, covering 77 industries.

Based on our stakeholder engagement and the SASB standard, we have identified the following material topics disclosed in this report's SASB index:

- ▶ Greenhouse Gas Emissions
- ▶ Energy Management in Manufacturing
- ▶ Water Management
- ▶ Waste Management
- ▶ Employee Health & Safety
- ▶ Recruiting & Managing a Global & Skilled Workforce
- ▶ Product Lifecycle Management
- ▶ Materials Sourcing
- ▶ Intellectual Property Protection & Competitive Behavior

Beyond the material topics mentioned, we are providing additional information to enhance our reporting and aim to meet the needs of a broad range of stakeholders.

Our approach ensures that our report reflects the most relevant and impactful topics for our business and stakeholders.

GREENHOUSE GAS & ENERGY

We recognize that reducing greenhouse gas (GHG) emissions is a top priority for our stakeholders, including customers, investors, and employees. Since setting the initial emissions reduction target over a decade ago, we have reduced GHG emissions by implementing initiatives to improve energy efficiency and increase renewable energy usage at our manufacturing facilities. Our [Environmental Policy](#) reinforces our dedication to reducing GHG emissions.

In 2023, we took a significant stride forward in our decarbonization journey by announcing our commitment to achieving net-zero GHG emissions by 2050. Our net-zero goal aligns with the stringent criteria established by the Science Based Targets initiative (SBTi). The SBTi's mission is to limit global temperature increase to 1.5°C, in harmony with the overarching objectives of the Paris Agreement.



SCIENCE
BASED
TARGETS

DRIVING AMBITIOUS CORPORATE CLIMATE ACTION

Goal and Performance

To realize our net-zero vision by 2050, we have set forth the following science-based targets, which [SBTi validated in June 2024](#), and we have begun to make progress toward achieving our targets:

- ▶ **Overall Net-Zero Target:** Amkor commits to reaching net-zero greenhouse gas (GHG) emissions across the value chain by 2050.
- ▶ **Near-Term Targets:**
 1. Amkor commits to reducing absolute Scope 1 and 2 GHG emissions by 55% by 2033 from a 2022 base year.
 2. Amkor also commits that 80% of its suppliers by emissions covering purchased goods and services and capital goods, will have science-based targets by 2028.

▶ Long-Term Targets:

1. Amkor commits to reducing absolute Scope 1 and 2 GHG emissions by 90% by 2050 from a 2022 base year.
2. Amkor also commits to reducing Scope 3 GHG emissions by 97% per million USD value added within the same timeframe.



GREENHOUSE GAS & ENERGY

In 2025, our absolute Scope 1 and 2 emissions decreased by 11% from the 2022 base year, and based on latest progress, 23% of suppliers by emissions covering purchased goods and services and capital goods have set science-based targets, with an additional 40% in the process of doing so. These metrics enable us to track progress against our science-based targets, and we are committed to accelerating our efforts and implementing initiatives to meet these targets. We are continuing to execute on **six major strategic initiatives** to achieve our targets:

Initiative 1: Renewable Energy Transition

We recognize that transitioning away from fossil fuels toward cleaner, renewable energy is essential to achieving our net-zero ambition and represents a meaningful opportunity to contribute to a more sustainable future.

To support this goal, Amkor continues to increase the use of renewable energy across its global operations through a combination of on-site solar photovoltaic (PV) systems, power purchase agreements (PPAs), and renewable energy certificates (RECs).



Amkor Portugal solar PV system with site team.



GHG verification on-site audit at our Philippines site.

GREENHOUSE GAS & ENERGY

Table 1 – summarizes renewable energy generation in 2025 by site, type, and status.

No.	Country	Site	RENEWABLE ENERGY TYPE	2025 STATUS	2025 RE (MWH)
1	China	ATC3	REC (Green Electricity Certificate)	Annual procurement	216,138
2	Japan	ATJ	REC (Non-Fossil Certificates)	New in 2025	67,016
3	South Korea	ATK	REC (Green Premium)	Annual procurement	58,879
4	Philippines	ATP	Off-site PPA	New in 2025	22,671
5	Malaysia	ATM	REC (Green Electricity Tariff)	New in 2025	10,574
6	China	ATC3	On-site solar PV	Operating	7,173
7	Portugal	ATEP	On-site solar PV (expansion)	New in 2025	2,690
8	Japan	ATJ6	On-site solar PV	New in 2025	2,055
9	Portugal	ATEP	On-site solar PV	Operating	1,256
10	South Korea	ATK4	On-site solar PV	New in 2025	1,127
11	Vietnam	ATV	REC (I-REC)	New in 2025	1,050
12	Taiwan	ATT	Offsite PPA	New in 2025	1,034
13	Taiwan	ATT6	On-site solar PV	Operating	460
14	Taiwan	ATT1	On-site solar PV	Operating	287
15	South Korea	ATK5	On-site solar PV	Operating	184
16	Taiwan	ATT5	On-site solar PV	Operating	103
17	Taiwan	ATT3	On-site solar PV	Operating	76

GREENHOUSE GAS & ENERGY


To accelerate progress toward our renewable energy and decarbonization targets, we have begun implementing long-term initiatives. In 2025, Amkor signed a 10-year physical PPA to procure approximately 780,000 MWh of solar energy for its Taiwan site. In the Philippines, our site entered into a physical PPA in 2025 and is expected to procure approximately 300,000 MWh of solar-generated renewable energy through 2028.

Additionally, in 2026, we completed the installation of an on-site solar photovoltaic system at our Malaysia facility, which is expected to generate approximately 3,500 MWh of renewable energy annually.

Amkor continues to implement new initiatives as part of its global renewable energy strategy, steadily shifting energy consumption toward more sustainable sources. These milestones reflect our long-term commitment to decarbonization and support our transition to cleaner, lower-carbon operations.



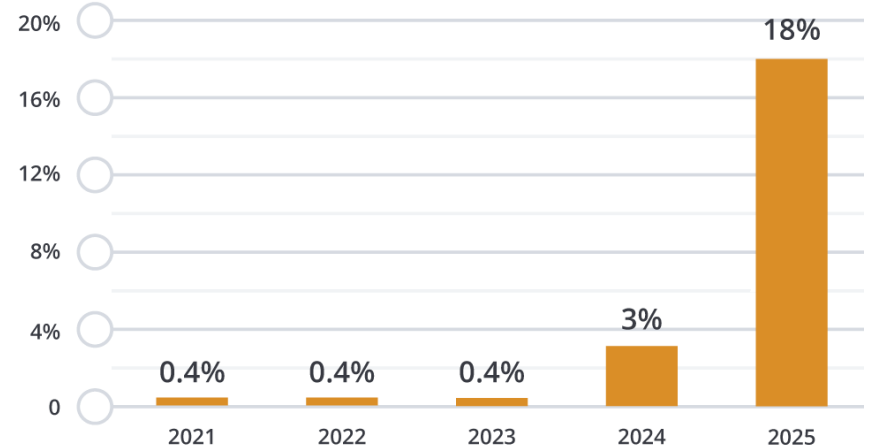
Our Taiwan team celebrated the signing of a 10-year PPA agreement.



On site solar PV system at Amkor Japan.



Renewable Energy Rate



GREENHOUSE GAS & ENERGY



Initiative 2: Supplier Collaboration

Recognizing that Scope 3 emissions account for a significant share of our total emissions and pose complex challenges for emissions reduction, Amkor has strengthened its approach to supply chain decarbonization.

In 2024, we signed a Memorandum of Understanding with one of our leading customers, establishing a joint commitment to advance decarbonization and sustainability strategies across the supply chain. This collaboration is intended to stimulate innovation and accelerate the adoption of sustainable practices among shared suppliers.

Building on this foundation, in 2025, we expanded our engagement by convening common suppliers through targeted meetings focused on assessing climate maturity and identifying opportunities for progress. Amkor also enhanced supplier engagement through additional initiatives designed to deepen collaboration and advance sustainability across our global supplier network.

To support active oversight, we developed and manage a centralized data analytics dashboard to monitor and track supplier progress toward adopting science-based targets (SBTs). The dashboard consolidates key indicators, including supplier commitment status and overall progress across the supplier base, with supplier-level data periodically validated and systematically updated to ensure data integrity and continuous monitoring of supplier decarbonization efforts.

To further accelerate climate action, Amkor hosted a supplier workshop on setting science-based targets (SBTs) at our K5 site in South Korea in 2025, bringing together approximately 80 suppliers. The workshop introduced the SBT framework and encouraged suppliers to establish science-based targets by 2028, reinforcing our ongoing efforts to support credible target setting and the implementation of effective emissions reduction measures.

Collectively, these engagement activities underscore Amkor's commitment to advancing shared sustainability objectives while strengthening the resilience and long term performance of our global supply chain.




Supplier workshop focused on setting science-based targets.

GREENHOUSE GAS & ENERGY

Initiative 3: Energy Conservation


We are committed to continuously improving the energy efficiency of our facilities. Through targeted capital investments and ongoing process optimization, we work to reduce energy consumption and related emissions across our operations. Key initiatives include:

- ▶ **Deployment of energy efficient equipment:** We enhance energy performance by upgrading chiller systems, implementing heat recovery and heat exchange technologies to capture and reuse waste heat generated during manufacturing processes, installing heat pumps, replacing low-efficiency equipment, and optimizing operating parameters. For example, in 2025, Amkor implemented a heat recovery chiller at its South Korea K5 site that simultaneously produces chilled and hot water by recovering waste heat. This project reduced natural gas consumption and is expected to avoid an estimated 4,000 tCO₂e annually. In Portugal, we implemented heat recovery systems and optimized nitrogen production systems to reduce energy consumption.
- ▶ **LED lighting upgrades:** We continue to replace traditional lighting systems with energy-efficient light-emitting diode (LED) fixtures across our facilities. In 2025, Amkor completed a high efficiency LED lighting retrofit at its South Korea K4 site, installing approximately 1,250 fixtures. The project delivered more than 300 MWh in annual energy savings and reduced Scope 2 emissions by nearly 150 tCO₂e. Similar LED upgrade projects were completed at sites in the Philippines and China.



Energy efficient equipment and LED upgrades implemented at our South Korea site.

GREENHOUSE GAS & ENERGY



Amkor Philippines installed high-efficiency chiller system.

- ▶ Energy management system certification: Our facilities in Taiwan and China are certified to the ISO 50001 Energy Management System standard, representing more than 20% of our total certified sites. We plan to pursue ISO 50001 certification at our sites in South Korea and subsequently expand certification across our global operations.
- ▶ Operational and systematic energy management: We apply a structured, ongoing approach that combines operational controls with continuous improvement practices. This includes cleanroom process optimization, peak-load management of electricity, powering down idle or unused equipment, eliminating redundant systems and processes, optimizing fuel use, and continuously improving operational efficiency to reduce overall energy consumption. Our site in Japan achieved the highest S-Class energy efficiency rating under Japan's Energy Conservation Act for the third consecutive year, reflecting sustained improvements in energy management.



Amkor Portugal installed heat recovery and nitrogen production systems.



GREENHOUSE GAS & ENERGY

Initiative 4: F-gases

We are continuing efforts to reduce Scope 1 emissions from fluorinated gases (F-gases), which are highly potent greenhouse gases. Following a review of existing abatement equipment across our facilities, we plan to gradually replace current systems with high-efficiency thermal plasma scrubbers that treat F-gases and support emissions control.

In 2025, we completed a technical review of plasma-wet abatement technologies widely used in the semiconductor industry for their high destruction efficiency and established internal guidelines aligned with leading industry practices.

We plan to focus on engineering validation to confirm gas-specific performance, system reliability, and site integration, which will inform future investments and emissions reduction efforts.

Initiative 5: Product Carbon Footprint

We manage product-related environmental impacts across the full lifecycle of our products and services, and continue to strengthen our Product Carbon Footprint (PCF) capabilities to meet increasing customer and stakeholder expectations.

In 2026, we established a third-party-validated, life-cycle assessment (LCA)-based PCF system designed to systematically quantify, manage, and report product-level GHG emissions. A third party has verified the reliability of the PCF system and the calculated data. The third-party verification statement is located in the Appendix section of this report.

Our LCA-based PCF methodology is grounded in ISO 14067 and aligned with the ISO 14040/44 framework, enabling consistent quantification of GHG emissions from raw material sourcing through manufacturing, packaging,



Amkor Taiwan team operating F-gas abatement system.

and logistics (cradle-to-gate). Through this approach, we aim to identify opportunities to improve carbon efficiency across the product lifecycle, support Amkor’s emissions-reduction objectives, and enable our customers to meet their Scope 3 decarbonization targets.



THIRD-PARTY-VALIDATED

LCA-based PCF System

GREENHOUSE GAS & ENERGY

Initiative 6: External Engagement



In 2025, Amkor joined the SEMI Semiconductor Climate Consortium (SCC) to advance collaborative, industry-wide climate action across the global semiconductor value chain. Through active engagement with peer companies representing various segments of the ecosystem, Amkor contributes to the exchange of best practices and the development of scalable strategies to reduce GHG emissions.

In December 2025, Amkor Korea participated in a government policy briefing titled “AI Era: Vision and Strategy for K-Semiconductors.” During the forum, the President of Amkor Korea engaged with policymakers and industry leaders to emphasize the importance of a stable and renewable energy infrastructure to support advanced semiconductor manufacturing, highlighting the critical role of government collaboration in scaling renewable energy to meet industry and customer expectations.

We also engage externally at the local level through Environment Day activities, local planting efforts, and other environmental initiatives.



Amkor Korea tree-planting event on Arbor Day.

GREENHOUSE GAS & ENERGY

Regulatory Compliance

We are committed to regulatory compliance related to GHG emissions across all our global operations. Our facilities in South Korea comply with the South Korea Emissions Trading Scheme (K-ETS) and use the carry-over and borrowing system, supported by financial planning.

We have joined the Korea Emissions Market Association (KEMA) to proactively respond to K-ETS requirements, maintain close communication with the regulatory agency, stay up to date on market developments, and benchmark best practices for reducing GHG emissions.

Our site in China is regulated by the Shanghai Pilot Emissions Trading System (Shanghai Pilot ETS), the Taiwan site is regulated by the Renewable Energy Development Act, and the Japan site is subject to the Act on Rationalizing Energy Use (Energy Conservation Act). We closely monitor evolving regulations and proactively ensure compliance across all our operations.

Air Emissions Management

Our commitment extends beyond reducing GHG emissions. We also proactively work to minimize the environmental impact of air emissions, including volatile organic compounds (VOCs) and hazardous air pollutants (HAPs) generated from our manufacturing operations.

We utilize various emission control techniques to effectively manage air emissions, including regenerative thermal oxidizers (RTOs), biological scrubbing systems, wet scrubbers, and activated carbon absorption. While air emissions are not deemed material according to our adopted Sustainability Accounting Standards Board (SASB) standard, we monitor and evaluate them in accordance with local laws and regulations.

By continuously improving our practices and embracing innovative solutions,

we are meeting regulatory requirements and setting high standards with our commitment to an SBTi-aligned net-zero goal. Together, we are committed to continuing to make a positive impact on the environment and for our stakeholders.



Solar PV system at our site in South Korea.



Fine dust reduction and VOCs voluntary agreement ceremony.

CLIMATE RISK MANAGEMENT

The Nominating and Governance Committee of the Board of Directors leads oversight of climate-related risks and opportunities at Amkor. Under this oversight, the Corporate Compliance & Responsibility Committee, a senior management committee, is responsible for shaping and overseeing the company's corporate compliance and responsibility strategy, including the identification, evaluation, and monitoring of climate-related risks and opportunities.

Climate matters are regularly reported to the Corporate Compliance & Responsibility Committee by the Environment, Health, and Safety (EHS) Working Group, which consists of site-level functional teams and meets monthly to review climate-related risks, opportunities, impacts, targets, and action plans.

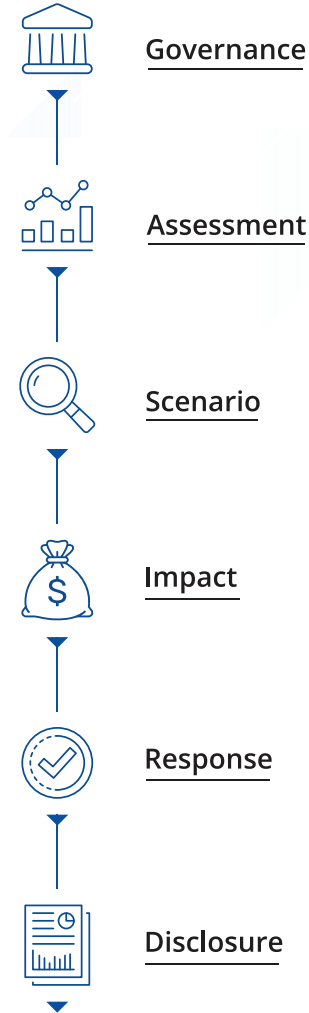
GHG emissions represent a key climate-related risk for Amkor. To support the achievement of our net-zero goal, we have established dedicated teams focused on renewable energy procurement, supplier engagement, and F-gas emissions reduction.

Climate Scenario Analysis

Amkor integrates climate-related risks into its enterprise risk management framework by applying internationally recognized methodologies, including ISO 31000 risk management principles, and aligning with established ISO 14001 environmental management systems.

To identify and prioritize climate-related risks and opportunities, and understand their potential impacts on our operations and supply chain, we have completed Climate Scenario Analysis (CSA) in accordance with the Task Force on Climate-Related Financial Disclosures (TCFD) standard.

CLIMATE SCENARIO ANALYSIS PROCESS



CLIMATE RISK MANAGEMENT

Amkor uses CSA to identify and prioritize mitigation and adaptation strategies across both physical and transition climate risks. For physical risks, we assess exposure to extreme weather and chronic climate impacts that could disrupt operations, impair assets, reduce revenue, or increase operating costs. The physical risk scenarios evaluated include:

- ▶ High-Carbon Scenario: Shared Socioeconomic Pathways 5 (SSP5)– Representative Concentration Pathway 8.5 (RCP8.5) — global temperature rise >4°C by 2100.
- ▶ Low-Carbon Scenario: SSP1–RCP2.6 — global temperature rise <2°C by 2100.

Physical risks, such as extreme weather events including water stress, heavy precipitation, cyclones, hurricanes, typhoons, and heat waves, have the potential to disrupt operations, reduce revenue, impair asset value, and increase operating costs.

To assess transition risks related to policy, regulatory, technological, and market changes, Amkor developed two bespoke climate transition scenarios based on publicly available pathways from the International Energy Agency (IEA) and EnerData. These scenarios incorporate assumptions related to carbon pricing, energy costs, and policy developments:

- ▶ High-Carbon Scenario: Business-as-usual (BAU) pathway reflecting slower policy action, lower carbon prices, and more gradual emissions reductions.
- ▶ Low-Carbon Scenario: SBT-aligned emissions reductions (<1.5°C-aligned) pathway assuming net-zero emissions by 2050, aggressive sector-wide decarbonization, and carbon prices aligned with the IEA Net-Zero scenario.

The CSA remains a vital component of our strategy, and this proactive approach aims to strengthen our resilience to climate risks and meet future regulatory requirements. Our sites worldwide continue their efforts to develop and implement an adaptation strategy to mitigate these risks, adapt to changing environmental conditions, and ensure the sustainability of our operations.



Amkor Malaysia team trained on ISO 14001, including climate risk.

CLIMATE RISK MANAGEMENT

Table 2 – summarizes Amkor’s identified material climate-related risks and opportunities across time horizons, the primary financial effect of the risk/opportunity, and the corresponding response.

Risk/Opportunity	Type	Primary Financial Effect	Time Horizon	Primary Response to Risk/Opportunity
Carbon Pricing Mechanisms	Transition Risk	Increased costs	Short-term, Medium-term, Long-term	Solar photovoltaic investments, carbon allowance purchases, and GHG emissions verification have been central to Amkor’s emissions-reduction strategy and to supporting compliance.
Heavy Precipitation	Physical Risk – Acute	Decrease in revenue, asset value, or asset useful life	Short-term, Medium-term, Long-term	Flood resilience measures, emergency protocols, and insurance coverage have been key to managing heavy precipitation risks and maintaining operational continuity across manufacturing sites worldwide.
Cyclone, Hurricane, Typhoon	Physical Risk – Acute	Decrease in revenue, asset value, or asset useful life	Short-term, Medium-term, Long-term	Emergency protocols, infrastructure reinforcement, and insurance coverage protect high-risk sites in Asia from asset damage and operational disruptions.
Heat Wave and Stress	Physical Risk – Acute & Chronic	Increased costs	Short-term, Medium-term, Long-term	Amkor continues to invest in cooling systems, insulation, and power stability across global sites to mitigate rising heat stress risks, ensuring operational continuity and energy efficiency under extreme temperatures.
Water Stress	Physical Risk - Chronic	Decreased revenue	Short-term, Medium-term, Long-term	Water infrastructure upgrades, recycling system implementation, and targeted investments across Amkor’s manufacturing sites help mitigate water stress and enhance site resilience.
Clean Technologies	Opportunity	Increased revenues	Short-term, Medium-term, Long-term	Amkor continues to invest in research and development of low-carbon and other clean technologies to deliver advanced semiconductor packaging solutions that support customer needs.

WATER CONSERVATION



Amkor Taiwan team conducts nearby river cleanup.



Water quality monitored using fish tank at Amkor Vietnam.

Water is essential to our manufacturing operations, and our [Environmental Policy](#) underscores our commitment to conserving this precious resource. We recognize both its importance to our business and the potential impacts our operations may have on local water resources. To support this commitment, we have implemented a global water management program across our facilities worldwide, including those located in regions of high water stress, to improve water efficiency and maximize wastewater reuse where feasible.

Across our facilities, this program includes continuous optimization of equipment and processes to enhance freshwater efficiency, as well as regular assessments of water usage and quality. We rely on alternative water sources, such as rainwater, to reduce reliance on freshwater, where feasible. We use monitoring systems to track water consumption, identify opportunities for improvement, and ensure compliance with applicable local laws and regulations.

Our EHS Working Group, composed of site-level functional teams, meets monthly to review water-related risks, opportunities, progress toward goals, and action plans, and to report relevant updates to the senior-management-level Corporate Compliance & Responsibility Committee, as appropriate. At the highest level, the Nominating and Governance Committee of the Board of Directors oversees our water management strategy and performance.

We strive to minimize the impact of our operations on local communities through responsible water management practices and engagement with local stakeholders. Our participation in activities such as riverside cleanups helps support local communities and contribute to environmental sustainability.

WATER CONSERVATION



Our Philippines team implemented water recycling system.



RO system installed in Malaysia.

2025 Achievements

- ▶ Multiple recovery systems have been deployed at our facility in China, including secondary reverse osmosis (RO) concentrate recovery and ultrafiltration backwash recovery, reducing wastewater discharge by more than 1,000 m³ per day while reusing recovered water in production processes.
- ▶ Our Portugal site implemented a recovery system that captures rainwater (alternative water source) and deionized (DI) water backwash previously discharged into the wastewater collector, reducing demand for municipal water and improving site-level water efficiency.
- ▶ At our Philippines site, multiple water recovery initiatives have been implemented to treat and reuse process wastewater, sanitary wastewater, and harvested rainwater for operations. These efforts reduce wastewater discharge by up to 300 m³ per day, lower freshwater demand, and strengthen overall water efficiency and operational resilience.
- ▶ We have installed a reverse osmosis (RO) water system to support water reuse and reduce overall water consumption for our site in Malaysia.

WATER CONSERVATION



Amkor China team with installed water recycling systems.

Water Stress

We evaluate water risks, including accessibility, availability, and quality, for our facilities globally. Using the World Resources Institute's (WRI) Aqueduct tool, we identified that among all our facilities, only our sites in China and Portugal are in regions classified as high water stress.

These sites accounted for a combined 11% of our total water withdrawal across all facilities. While there has been no impact on production in 2025, there is a potential risk to our operations in the future. To mitigate these risks, we have implemented multiple water-use reduction programs across all water-stressed areas, including comprehensive water recovery systems that reduce water withdrawal and enhance water reuse at both facilities.

We treat wastewater generated by semiconductor processes, recover it through separate pipelines, reprocess it at a recycling facility, and then reuse it in our operations. In 2025:

- ▶ Our Portugal site's total water withdrawal was 206,609 m³, and 40% was recycled.
- ▶ Our China site's total water withdrawal was 1,720,720 m³, and 50% was recycled.

These measures are part of our ongoing commitment to sustainable water management and ensuring the resilience of our operations in water-stressed areas.

WATER CONSERVATION

Water Quality

At our water recycling facilities, wastewater undergoes primary physical, chemical, and biological treatment, followed by ultrafiltration (UF) and reverse osmosis (RO). These processes are part of our efforts to reduce the environmental impact and preserve a healthy ecosystem.

We regularly manage and monitor water effluent quality. While parameters such as temperature, pH, and chemical oxygen demand (COD) are not deemed material under our adopted SASB standard, they are monitored to ensure compliance with local laws and regulations.

Goal and Performance

Our water target is to reduce water use intensity by 20% by 2030, relative to the average annual water withdrawn by our facilities worldwide, including those in high water-stressed areas, during the base period (average of 2018 to 2020).


In 2025, our water withdrawal intensity decreased by 15% from the base period, and we are on track to achieve this target. Our water recycling efforts continue to be crucial to improving the efficiency of our water use, and in 2025, our combined recycling rate across all facilities was 20%.

We continuously seek new opportunities to conserve water and improve our water-use efficiency. Our efforts focus on driving sustainable water practices and reducing environmental impact.



Amkor Philippines team conducts coastal cleanup.

Reducing Water Usage



Reduction in Water Withdrawal Intensity in 2025 from the base period



WASTE MANAGEMENT

We recognize the importance of reducing waste generated from our operations to minimize environmental impact. Our [Environmental Policy](#) reinforces our commitment to reducing waste generated from our facilities worldwide and promoting sustainable waste management practices. As part of our efforts to reduce the impact of our operations on the environment, we monitor waste generated in our manufacturing process to implement reduction and recycling strategies.

Waste Management Program:

- ▶ Reduce – we focus on minimizing waste generation through efficient use of raw materials, optimizing processes to reduce waste, and preventing waste at the source as much as possible.
- ▶ Reuse – we explore ways to reuse materials within our processes, reducing the need for new resources.
- ▶ Recycle – we've implemented a comprehensive program emphasizing waste segregation; proper sorting ensures that recyclable materials are diverted from landfills.



Total Waste Recycling



Through our continued efforts to manage recycling, we have maintained high waste recycling rate, reflecting our dedication to minimizing environmental and human health impacts.

WASTE MANAGEMENT

We have proper waste management programs at our sites worldwide to handle hazardous and non-hazardous waste in an environmentally responsible manner. We follow local regulations for hazardous waste storage, treatment, and disposal, and waste is appropriately categorized and documented. Both hazardous and non-hazardous waste are managed by licensed waste treatment contractors.

We conduct audits of waste treatment contractors worldwide to confirm they meet compliance requirements, handle waste responsibly, and manage disposal to minimize environmental impact. These audits are performed at our sites worldwide periodically or as necessary in accordance with our procedures and local laws and regulations.

We encourage our employees to reduce and recycle business waste through waste management sessions. These initiatives aim to promote recycling and raise awareness among our employees. We educate employees on sustainable practices and provide bins for recycling various business waste, such as batteries, e-waste, plastic, and paper, to facilitate proper disposal.

These efforts foster a culture of environmental responsibility by instilling waste reduction and recycling practices within the organization. Additionally, they empower employees to adopt sustainable practices in their daily lives.



Our employees in Malaysia participated in a cleanup event.



Reusable cloth bags distributed to Portugal employees on World Environment Day.

WASTE MANAGEMENT

2025 Achievements

- ▶ Waste Plastic Recycling - Amkor Korea advanced circular plastics management through a public-private agreement signed in July 2025, enabling the recycling of approximately 88 tons of synthetic resin waste annually and reducing emissions from incineration and landfill.
- ▶ Chemical and Material Recycling - At our Japan site, we have launched chemical and material recycling initiatives that convert silicon-containing wastewater sludge into value-added recycled materials, thereby improving energy efficiency and reducing carbon emissions in steel production.
- ▶ Installed a waste compactor to improve waste management efficiency and reduce waste volumes at our Portugal site.

Goal and Performance

Our target is to reduce waste generation intensity by 20% by 2030, relative to the average annual waste (hazardous, incinerated, recycled, and landfill) generated by our facilities in the base period (average of 2018 to 2020). Overall, our waste intensity level increased by 1% from the base period. We are committed to improving our progress toward achieving our target, and we will continue to seek new opportunities to reduce the impact of waste generated by our operations.



Amkor Korea signs public-private agreement for waste plastic recycling.

OCCUPATIONAL HEALTH & SAFETY



Amkor Korea fire safety drill.



Amkor Taiwan fire safety drill.

As reflected in our [Occupational Health & Safety Policy](#), we are committed to providing a safe and healthy working environment at all our facilities worldwide. Within our facilities, we execute safety management programs to enhance employee well-being, encompassing preventive measures, comprehensive training, and continuous improvement efforts.

Our commitment is demonstrated through our ISO 45001 occupational health and safety management systems certification across our facilities worldwide, which ensures robust management systems are in place. We comply with applicable health and safety regulations and align with the RBA Code, reflecting industry best practices.

Safety Approach & Measures

Regular risk assessments are a cornerstone of our safety strategy. By evaluating the impact and likelihood of risks, we prioritize actions using the hierarchy of controls framework: elimination, substitution, engineering controls, administrative controls, and personal protective equipment (PPE). This systematic approach ensures that we address hazards effectively and protect our workforce.

We have implemented comprehensive controls and procedures to assess, monitor, and reduce our employees' exposure to human health hazards. This includes ventilation and abatement systems, chemical leak detectors, tracking and disposal systems, and appropriate treatment systems for hazardous chemicals to safeguard our employees. These measures create a safe and healthy work environment, reflecting our commitment to employee well-being and operational excellence.

OCCUPATIONAL HEALTH & SAFETY

Training and Emergency Preparedness

Our cleanroom workers receive ongoing training covering critical aspects, including the storage and disposal of hazardous substances, proper labeling, the use of PPE, and the understanding of material safety data sheets. This training is complemented by annual health examinations that help us monitor and maintain our employees' well-being.

To prepare for emergencies, we have established scenarios for various types of disasters and regularly conduct training sessions and emergency response drills. These proactive measures are designed to prevent accidents and minimize damage, ensuring our employees are well-equipped to handle unexpected situations.

We promote health and safety training for our employees at various sites, including sessions focused on physical and mental health awareness. These programs are designed to strengthen employee awareness, encourage safe behaviors, and support overall workforce health.



Our Portugal employees celebrated the World Day for Health & Safety with TED Talk sessions on mental and physical wellness.



Know Your Calories Intake employee wellness session at Amkor Malaysia.



Employee safety awareness activity at Amkor Vietnam.

OCCUPATIONAL HEALTH & SAFETY

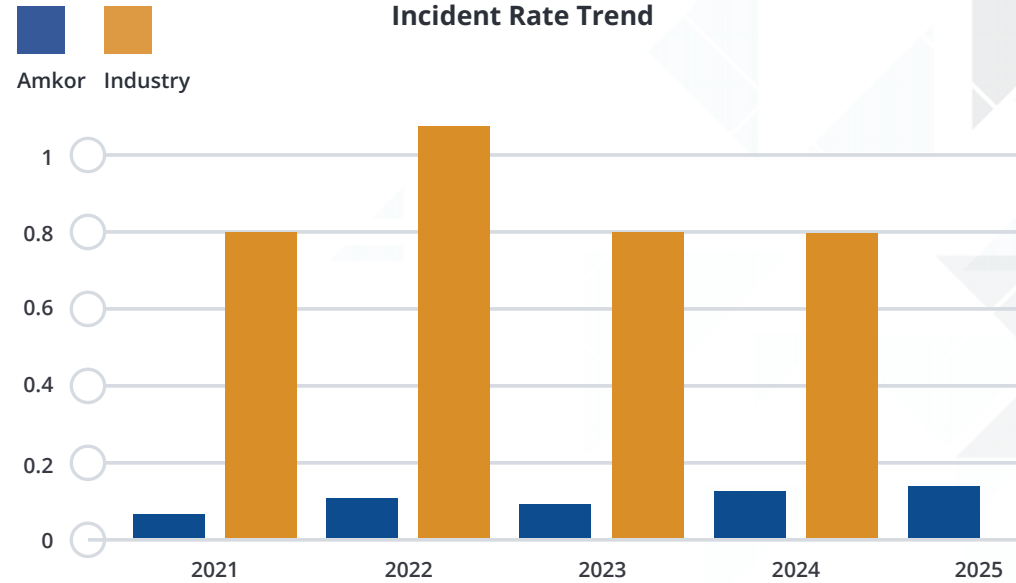
Performance

We closely monitor work-related injury data at all our facilities. This practice allows us to assess the impact of our safety programs and identify opportunities for further enhancing safety conditions. To monitor our performance, we benchmark our incident rate against the industry standard from the U.S. Bureau of Labor Statistics.

The incident rate represents the number of work-related injuries per 100 workers annually. In 2025, our incident rate of 0.14 is significantly below the latest available 2024 industry average of 0.8. This positive result underscores our commitment to employee health and safety. We remain steadfast in fostering a workplace where health and safety are top priorities for our employees.

In addition to performance monitoring, we reinforce a strong safety culture through employee recognition programs that promote proactive risk identification and emergency preparedness. In 2025, employees in South Korea were recognized through an internal Near Miss Accident Prevention Contest, while employees in the Philippines received internal Excellence Awards for contributions to emergency readiness and program implementation.

These programs further support our commitment to fostering a workplace where health and safety remain top priorities.



Note: The 2025 industry incident rate is not yet available.

~6x Safer



Our incident rate is six times lower than the industry norm.

CHEMICAL MANAGEMENT

We are dedicated to minimizing the use of substances of concern in our operations, in line with our commitment to environmental sustainability and regulatory compliance. We maintain robust systems and procedures to control and manage hazardous substances in the raw materials we use in our operations, including requirements and mechanisms for suppliers to disclose the presence and concentrations of hazardous substances.

We comply with all applicable international environmental regulations, laws, and industry standards governing hazardous substances. In addition to meeting current requirements, we actively monitor emerging regulations, including those on per- and polyfluoroalkyl substances (PFAS), and proactively address potential risks to human health and the environment.

Chemical Lifecycle Framework

To reduce substances of concern, we apply a rigorous material selection and qualification process as part of our chemical lifecycle management framework. Materials are reviewed and screened against Amkor's environmental requirements and applicable regulations before approval, helping prevent the use of banned or restricted substances and ensure proper handling, recycling, or disposal.

This lifecycle-based framework governs chemicals from sourcing through use and end-of-life stages. Information related to chemical use, handling, and disposal is systematically managed to strengthen risk controls, enhance operational safety, and support continuous environmental performance improvement, reinforcing transparent chemical stewardship across our global operations.

PFAS Mitigation

In recent years, PFAS have received increasing attention due to their potentially adverse effects on humans and the environment. To address these risks, we established a PFAS Task Force to oversee a proactive, systematic, and globally coordinated approach to managing PFAS across our products, processes, and supply chain.

We restrict the use of PFAS in accordance with applicable laws and regulatory requirements. Our mitigation measures include mandatory PFAS screening prior to new product introduction and development. We also participate in industry initiatives, such as the Semiconductor Industry Association (SIA) Semiconductor PFAS Consortium, to align with emerging best practices and identify feasible substitution pathways.

Through lifecycle-based chemical management and engagement with industry peers, we continue to strengthen chemical stewardship across our operations. These efforts support regulatory compliance, protect human health, and advance our long-term environmental sustainability objectives.



Amkor Taiwan chemical safety drill.

BUSINESS ETHICS

Amkor emphasizes ethical conduct and requires all employees to adhere to our [Code of Conduct](#). The Code is distributed annually and prohibits prejudicial treatment based on characteristics such as race, color, religion, gender or gender identity, sexual orientation, age, national origin, ancestry, ethnicity, veteran status, pregnancy, genetic information, and disability. Employees must also follow our [Commitment to Human Rights Statement](#), fostering a workplace where everyone is treated with dignity and respect.

Our [Labor and Ethics Policy](#) requires employees to uphold the highest standards for business integrity. In accordance with our policies, we strictly prohibit bribery, corruption, kickbacks, facilitation payments, and improper influence involving government officials or private individuals.

We maintain multiple channels for employees to submit confidential or anonymous reports, including our website, QR code access, and a 24-hour toll-free hotline. We prohibit retaliation against anyone who reports concerns in good faith. Employees may also raise concerns with their manager, HR, Internal Audit, or Legal.

Ethics hotline reports are handled through an established mechanism that routes concerns to appropriate management functions, including Human Resources, Internal Audit, and Legal, with oversight by the Board of Directors to ensure appropriate investigation and resolution. We maintain dedicated compliance personnel, including at the management level, to support the effective operation of the ethics and compliance program.

Zero Tolerance



Towards bribery, corruption, and unethical practices

24/7 Ethics Hotline



For confidential and anonymous reporting



BUSINESS ETHICS



Ethics and compliance training session led by our Vice President, Legal Compliance and Regulatory Affairs.

Training

We emphasize the importance of business ethics through mandatory annual Code of Conduct training, offered online and supplemented with live, in-person training across Amkor locations to reinforce understanding and local relevance. This training covers key topics including business ethics, anti-corruption, non-discrimination, conflicts of interest, and human rights.

We maintain comprehensive training programs for all employees, including managers and new hires, to ensure consistent implementation of our Code. In 2025, 100% of employees completed this training.

Audits and Continuous Improvement

As a member of the Responsible Business Alliance (RBA), we conduct regular independent audits of ethical standards at our facilities worldwide every two years in accordance with the RBA Validated Assessment Program (VAP). These audits assess our ethics management systems, including policies and controls related to bribery and corruption. We implement corrective action plans to address identified issues. Our major material suppliers may undergo RBA VAP onsite audits.



In addition, Amkor is continuing to implement RBA-style ethics management systems across our sites, strengthening alignment with industry expectations and improving consistency in risk assessment, incident response, supplier oversight, and ethics-related performance metrics.

These measures ensure that our facilities and suppliers operate with transparency, accountability, and adherence to ethical standards and anti-corruption principles, reinforcing integrity throughout our operations and supply chain.

Ethical conduct remains a cornerstone of our organization, guiding decisions and actions at all levels.

Commitment to Ethical Practices

100% of Employees Trained in Our Code of Conduct in 2025

RESPONSIBLE MINERALS SOURCING

As stated in our [Responsible Minerals Sourcing Statement](#), we are committed to taking actions to responsibly source conflict minerals (3TG: gold, tantalum, tin, and tungsten) and cobalt used in our operations worldwide.

We exercise due diligence throughout our supply chain in accordance with the Organisation for Economic Co-operation and Development (OECD) Due Diligence Guidance for Responsible Supply Chains of Minerals from Conflict-Affected and High-Risk Areas.

Supplier Expectations

We set expectations with our suppliers that the conflict minerals provided to us are sourced responsibly, and we review their responsible minerals sourcing management systems annually.

We obtain Smelters or Refiners (SORs) information from our suppliers to trace all relevant source minerals in our supply chain. Our target is to achieve 100% conformance with the [Responsible Minerals Assurance Process \(RMAP\)](#) assessment.

Industry Engagement

As a member of the Responsible Minerals Initiative (RMI) since 2010, we actively participate in the RMI work groups and support the RMAP assessment, a program recognized worldwide that uses an independent third-party assessment of responsible sourcing practices.

In 2025, Amkor supported the RMI in hosting an outreach meeting in South Korea to engage regional SORs and share program updates. The meeting included participants from seven SORs and representatives from member companies.

Amkor's support in outreach and event coordination contributed to the meeting's success. For more than a decade, Amkor has supported SORs' participation in the RMAP and helped them maintain conformant status under conflict minerals frameworks.

Performance

In 2025, we surveyed 362 suppliers and achieved a 100% response rate for conflict minerals, identifying 203 SORs for conflict minerals and 88 suppliers reporting 51 cobalt refiners. Of these, 99% conformed to RMAP standards for conflict minerals and 96% for cobalt.

The remaining SORs are classified as either Active or Non-conformant. SORs with Active status are in the process of completing the RMAP assessment, and we continue to monitor their progress. SORs identified as Non-conformant are being removed from our supply chain.

Through ongoing due diligence, supplier engagement, and participation in industry initiatives, Amkor continues to advance responsible minerals sourcing practices.

2025 Achievements



100% Survey Response Rate

99% RMAP Conformance for conflict minerals

96% RMAP Conformance for cobalt

SUPPLY CHAIN MANAGEMENT

As a member of the Responsible Business Alliance (RBA) since 2010, we are committed to the [RBA Code of Conduct](#) principles. We require that our suppliers adopt the RBA Code of Conduct, which is designated as our supplier sustainability policy. This requirement is also included in our supplier contract terms and conditions. Our approach to the supply chain management is integrated with RBA principles, utilizing their tools and resources to guide our suppliers toward industry-standard compliance.

Risk Assessment and Audit

One key component is the RBA Self-Assessment Questionnaire (SAQ), which we mandate our major suppliers to complete annually. The RBA SAQ is a crucial tool for risk assessment, enabling suppliers to evaluate their supply chain against RBA codes and standards, including environmental, forced labor, occupational health and safety, and business ethics risks.

In 2025, all our major suppliers completed the SAQ. Our supplier SAQ scope also includes indirect suppliers, such as logistics companies, canteen services, labor agencies, IT and security services, and janitorial businesses.

Additionally, our major suppliers undergo on-site audits under the [RBA Validated Assessment Program \(VAP\)](#). These thorough assessments are conducted by RBA-certified third-party auditors who examine various aspects of our suppliers' operations, including labor practices, health and safety, environmental impact, business ethics, and management systems.

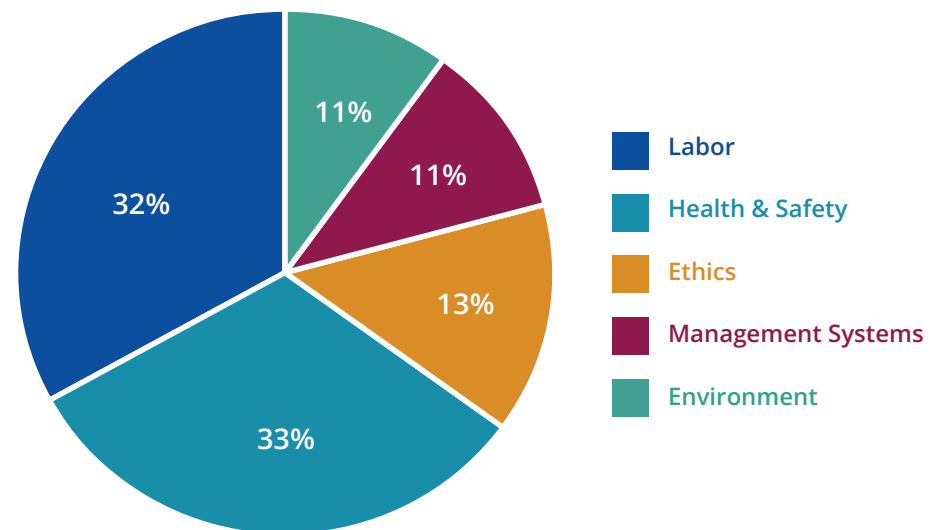
The comprehensive audit process includes physical facility inspections, dormitory checks, and private and group interviews with managers and workers. Non-compliance issues identified during the audit are addressed through follow-up audits (RBA Closure audits), ensuring adherence to RBA codes and standards.

We support our suppliers by providing guidance on best practices, offering resources for corrective actions, and facilitating communication with RBA to ensure a smooth and effective audit process. RBA VAP audit certification is valid for two years, after which it must be renewed by completing a new audit.

75 major supplier facilities (37%) completed RBA VAP audits in 2024–2025, with corrective actions implemented for 41 environmental and 192 social findings in 2024, and 15 environmental and 72 social findings in 2025. Sixty-five facilities achieved [VAP audit recognition](#), demonstrating strong alignment with RBA codes and standards.

The VAP audits enable our suppliers to identify and mitigate significant risks and impacts across environmental, social, and governance categories, including preventing forced labor, unfair working conditions, and health and safety issues.

Supplier VAP Audit Findings by Category



SUPPLY CHAIN MANAGEMENT



One-on-one supplier engagement on decarbonization efforts.



Supplier Training and Capacity Building

We provide training to suppliers' employees, including procurement teams, to support adherence to the RBA Code through the RBA eLearning Academy. The training covers key risk areas, including labor practices (e.g., forced labor, child labor, working hours, and human trafficking), non-discrimination, freedom of association, health and safety, environmental risks, business ethics, and management systems.

We also offer courses on the Responsible Minerals Initiative (RMI), the RBA Corrective Action Plan, the RBA Validated Assessment Program (VAP), and other relevant topics to strengthen supplier understanding of responsible business practices.

Our training programs are designed to help suppliers establish programs and initiatives that align with the RBA code and standards and to meet applicable legal and regulatory requirements.

During these sessions, suppliers are also informed about our third-party, independent Amkor Integrity Line, which allows for anonymous, confidential reporting of concerns and is available 24/7 in multiple languages.

In 2025, more than 700 participants, including approximately 350 supplier employees and 350 Amkor employees, attended training sessions through the RBA eLearning Academy. We encourage our suppliers to extend these trainings to their suppliers to promote sustainable practices across the supply chain.

We also extend this training to our employees, including those responsible for supply chain management. These employees participate in annual training through the RBA eLearning Academy platform to continue learning and supporting our suppliers in raising awareness of sustainable practices and complying with our sustainability policy.

SUPPLY CHAIN MANAGEMENT


Supplier Engagement and Partnership

We collaborate with our suppliers to ensure their compliance with environmental laws and adherence to various environmental initiatives. Annually, we survey our major suppliers to gather water-use and GHG-emissions data, which helps us calculate our Scope 3 GHG emissions and strategize future initiatives.

In 2025, we continued strengthening our supplier engagement initiative to support decarbonization efforts and achieve our science-based targets. More details on this initiative can be found in the Greenhouse Gas & Energy section of this report.

We hosted Amkor Supplier Day in 2025, inviting 86 global partners spanning equipment, leadframe, substrate, and materials suppliers. The program shared industry outlooks, our vision and technology roadmap, quality and ethical expectations, and sustainability collaboration priorities to strengthen joint execution and long-term value creation.

We aim to foster collaboration with our suppliers to ensure environmental responsibility, social well-being, and long-term resilience. By building strong partnerships, we strive to enhance regulatory compliance, workplace safety, human rights risk mitigation, and environmental sustainability. Our efforts are focused on creating a positive impact and fostering a more responsible global supply chain.



Amkor Supplier Day 2025.

SMART FACTORY TRANSFORMATION

Amkor is driving a global transformation of its manufacturing operations into Smart Factory and Industry 4.0 environments to deliver superior quality, greater operational resilience, and more sustainable manufacturing practices.

Guided by the globally recognized Industry 4.0 framework, the Smart Industry Readiness Index (SIRI), Amkor follows a structured, measurable roadmap that balances processes, technology, and organizational development to reduce risk and maximize long-term customer value.


By integrating factory automation, standardized equipment connectivity, AI-enabled Automated Defect Classification (ADC), and data-driven manufacturing platforms into a unified operating model, Amkor is improving process stability, digital transparency, and energy efficiency across its global manufacturing footprint. These capabilities support automation, digital monitoring, waste reduction, and energy-efficient operations across our sites worldwide.

This transformation addresses the growing complexity of advanced packaging, high mix production environments, and energy intensive processes, enabling more predictable and scalable outcomes while minimizing environmental impact and strengthening long term operational resilience.

Together, these efforts embed sustainability into manufacturing excellence, enhance safety and reliable execution, and support continuous value creation for customers and stakeholders while building a resilient manufacturing ecosystem.



Our Industry 4.0 team at a recent workshop.



WORKFORCE



Amkor Japan site tour for new interns.



STEM undergraduates tour our Vietnam site.

At Amkor, our people are our greatest strength, and responsible workforce management is central to our long-term success. Our approach focuses on attracting, developing, and retaining a skilled and engaged global workforce while fostering a culture of mutual respect. This approach supports our ability to innovate, collaborate, and operate across a range of geographies and cultures.

Amkor employs more than 30,000 people globally, with locations in 11 countries across the United States, Asia, and Europe. Our global footprint brings together employees from multiple cultural backgrounds, age groups, genders, and ethnicities, contributing to a dynamic and integrated workforce.

Talent Acquisition and Retention

We recognize that hiring and retaining the best talent is fundamental to our business success. A strong and well-managed talent pipeline supports long-term value creation by enabling innovation, operational excellence, and sustainable growth across our global operations.

Amkor recruits through a range of channels, including campus recruitment, employee referrals, executive search firms, recruitment fairs, and online job platforms, tailored to local labor market conditions. Our recruitment policy prohibits discrimination based on legally protected characteristics, including gender, age, race, nationality, disability, and religion.

Amkor is committed to providing a living wage and competitive compensation and benefits that support employees and their families. We regularly review compensation practices and retention programs to ensure alignment with local market conditions and evolving workforce needs. To support career progression and retention, we prioritize internal promotion and aim to fill management-level roles from within the organization whenever possible.

WORKFORCE

Training and Development

Our training and development programs are designed to support continuous learning, career advancement, and a skilled talent pipeline aligned with our business needs. New employees participate in structured onboarding and role-specific training, including manufacturing line training, certification-based programs, and ongoing on-the-job learning. We regularly evaluate our training programs to assess effectiveness and ensure they remain responsive to business needs.

Performance appraisals provide employees with regular feedback to support professional development and career growth. These reviews are conducted at least annually for all employees worldwide, with monitoring progress to ensure timely completion. Employees receive feedback to support continuous improvement and alignment with our business priorities and values.

We encourage knowledge sharing and continuous improvement by implementing best practices across facilities, with senior management's support. Employees are also provided opportunities to work across different locations, often in support of new operations or evolving business needs, enabling them to broaden their experience and develop new skill sets.

Amkor collaborates with educational institutions to offer internships and apprenticeships tailored to local workforce needs, providing students and early-career professionals with hands-on experience while helping build a qualified talent pipeline to support current and future operations. For example, to support a new U.S.-based facility under construction in Arizona, Amkor has established partnerships with local educational institutions to build a curriculum and help recruit, train, and retain a skilled workforce, benefiting both the local community and the company.

We also engage with students to build awareness of the semiconductor industry and support long-term talent development. In 2025, our South Korea

site established a university-industry memorandum of understanding with Chonnam National University to support specialized talent development, joint research, and technology transfer, along with on-site student visits that provide exposure to production, quality, and reliability functions.



Students in cleanroom suits visiting our U.S. headquarters.



Industry-academia MOU signing ceremony in South Korea.

WORKFORCE



Employee Engagement

A positive and inclusive work environment is supported through employee engagement approaches tailored to local contexts. These approaches are intended to support engagement practices across regions while allowing flexibility to reflect local workforce needs and operating environments.

Employees have regular opportunities to connect with leadership, including quarterly CEO Town Halls and similar sessions led by executive leaders. These forums enable employees to hear directly from leadership and ask questions.

Engagement is further supported through locally driven team-building events, sports activities, competitions, and volunteer activities. These activities encourage relationship-building, promote open communication, and strengthen collaboration and a shared sense of purpose across our workforce.



Employee engagement activities across global sites.

WORKFORCE

Amkor recognizes employee contributions through a range of site-level awards and recognition programs that celebrate excellence, teamwork, innovation, safety, and long-term service, reinforcing a culture of appreciation and engagement across the organization.

We have conducted annual employee engagement surveys across facilities worldwide for at least the past two years to assess engagement and identify opportunities for improvement. In 2026, Amkor strengthened its engagement efforts by introducing a survey for all U.S. employees, enabling deeper insights into employee experiences. These efforts support a culture that values employee voice, inclusion, and continuous improvement.

Our focus on engagement and retention is reflected in the long average tenure of key employees, which supports business continuity, preserves knowledge, and strengthens operational stability.



Employee recognition, celebrations, and engagement events.



WORKFORCE



U.S. employees volunteering during September 11 Day of Service.

Community Partnerships

Amkor's culture of giving is reflected in our initiatives that strengthen community partnerships and reinforce employee engagement and shared purpose across our global operations.

Regional-level community initiatives include:

- ▶ United States: Employee-led community initiatives through Amkor Gives, including nationwide September 11 (9/11) Day activities and United Way campaigns supporting housing, education, and food security.
- ▶ Asia: Site-specific initiatives, including disaster relief and community assistance, health and education programs such as blood donation and vaccination support, environmental cleanup and tree-planting activities, and employee-led outreach initiatives that support local communities and well-being.
- ▶ Europe: Seasonal donation programs in Portugal delivered in partnership with local organizations to support families in need.

Amkor partners with external stakeholders to promote responsible workforce practices across its operations and value chain. For example, in 2025, our HR team participated in a Malaysian Employers Federation-led engagement under an International Labour Organization (ILO) project to share good practices in employee empowerment, working-hours management, and the use of Responsible Business Alliance (RBA) programs and tools.

By fostering a collaborative, supportive, and empowering workplace, Amkor is enabling employees to thrive while contributing to the company's long-term success.

2025 SASB INDEX

This is an index to the location of our disclosures that align with the SASB standard.

The report references data from January 1, 2025, to December 31, 2025, unless otherwise stated.

TOPIC	ACCOUNTING METRIC	CODE	AMKOR DISCLOSURE
Greenhouse Gas Emissions	(1.) Gross global Scope 1 emissions (2.) Amount of total emissions from perfluorinated compounds	TC-SC-110a.1	For all facilities worldwide: 1. Total gross global Scope 1 emissions are 119,031 metric tons of CO ₂ e. 2. Total emissions from perfluorinated compounds are 11,270 metric tons of CO ₂ e.
	Discussion of long-term and short-term strategy or plan to manage Scope 1 emissions, emissions reduction targets, and an analysis of performance against those targets	TC-SC-110a.2	See the Greenhouse Gas & Energy section of this report.
Energy Management in Manufacturing	(1.) Total energy consumed, (2.) percentage grid electricity, (3.) percentage renewable	TC-SC-130a.1	For all facilities and offices worldwide: 1. Total energy consumed is 7,689,700 GJ. 2. 74% grid electricity 3. 18% renewable energy For more details, see the Greenhouse Gas & Energy section of this report.

2025 SASB INDEX

TOPIC	ACCOUNTING METRIC	CODE	AMKOR DISCLOSURE
Water Management	(1.) Total water withdrawn, (2.) total water consumed, percentage of each in regions with High or Extremely High Baseline Water Stress	TC-SC-140a.1	<ol style="list-style-type: none"> Total water withdrawn is 17,195,469 m³, and 11% of water withdrawn is in regions declared as High or Extremely High Baseline Water Stress according to the World Resources Institute's (WRI) Water Risk Atlas tool, Aqueduct. Total water consumed is 3,521,619 m³, and 19% of water consumed is in regions declared as High or Extremely High Baseline Water Stress Areas according to the World Resources Institute's (WRI) Water Risk Atlas tool, Aqueduct. <p>For more details, see the Water Conservation section of this report.</p>
	Amount of hazardous waste from manufacturing, percentage recycled		TC-SC-150a.1
Employee Health & Safety	Description of efforts to assess, monitor, and reduce exposure of employees to human health hazards	TC-SC-320a.1	See the Occupational Health & Safety section of this report.
	Total amount of monetary losses as a result of legal proceedings associated with employee health and safety violations	TC-SC-320a.2	In 2025, we did not incur monetary losses as a result of legal proceedings associated with employee health and safety violations.

2025 SASB INDEX

TOPIC	ACCOUNTING METRIC	CODE	AMKOR DISCLOSURE
Recruiting & Managing a Global & Skilled Workforce	Percentage of employees that are (1.) foreign nationals and (2.) located offshore	TC-SC-330a.1	<ol style="list-style-type: none"> 1. Percentage of employees that are foreign nationals: 5% of employees globally are foreign nationals. 2. Percentage of employees that are located offshore from the entity's country of domicile, by region: <ol style="list-style-type: none"> a. United States – 1% b. Asia-Pacific region – 95% c. Europe – 4% <p>For more details, see the Workforce section of this report.</p>
	Percentage of products by revenue that contain IEC 62474 declarable substances	TC-SC-410a.1	<p>In 2025, finished products contained only one IEC 62474-declarable substance, lead, which accounted for approximately 1.32% of revenues from semiconductor packaging and test services. Lead use is limited to meeting specific customer requirements and is managed in accordance with applicable regulations and standards.</p> <p>For more details, see the Chemical Management section of this report.</p>
Product Lifecycle Management	Processor energy efficiency at a system-level for: (1.) servers, (2.) desktops, and (3.) laptops	TC-SC-410a.2	<p>This metric is not applicable to Amkor. We are a service provider for semiconductor packaging and test services and do not manufacture processors.</p>

2025 SASB INDEX

TOPIC	ACCOUNTING METRIC	CODE	AMKOR DISCLOSURE
Materials Sourcing	Description of the management of risks associated with the use of critical materials.	TC-SC-440a.1	See the Responsible Minerals Sourcing section of this report.
Intellectual Property Protection & Competitive Behavior	Total amount of monetary losses as a result of legal proceedings associated with anti-competitive behavior regulations	TC-SC-520a.1	In 2025, we did not incur any monetary losses from legal proceedings related to anti-competitive behavior regulations.

TCFD INDEX

This index maps the location of disclosures within this report that align with the recommendations of the Task Force on Climate-related Financial Disclosures (TCFD).

PILLAR	RECOMMENDATIONS	DISCLOSURE REFERENCE
Governance	a) Describe the board's oversight of climate-related risks and opportunities.	Climate Risk Management
	b) Describe management's role in assessing and managing climate-related risks and opportunities.	Climate Risk Management
Strategy	a) Describe the climate-related risks and opportunities the organization has identified over the short, medium, and long term.	Climate Risk Management
	b) Describe the impact of climate-related risks and opportunities on the organization's businesses, strategy, and financial planning.	Climate Risk Management
	c) Describe the resilience of the organization's strategy, taking into consideration different climate-related scenarios, including a 2°C or lower scenario.	Climate Risk Management
Risk Management	a) Describe the organization's process for identifying and assessing climate-related risks.	Climate Risk Management
	b) Describe the organization's processes for managing climate-related risks.	Climate Risk Management
	c) Describe how processes for identifying, assessing, and managing climate-related risks are integrated into the organization's overall risk management.	Climate Risk Management
Metrics and Targets	a) Disclose the metrics used by the organization to assess climate-related risks and opportunities in line with its strategy and risk-management process.	Climate Risk Management
	b) Disclose Scope 1, Scope 2, and, if appropriate, Scope 3 greenhouse gas (GHG) emissions and the related risks.	Metrics Climate Risk Management
	c) Describe the targets used by the organization to manage climate-related risks and opportunities and performance against targets.	Greenhouse Gas & Energy

METRICS

Table 3 – Reporting on Metrics Relevant to Our Stakeholders

TOPICS	METRICS ¹	UNITS	2021	2022	2023	2024	2025
GHG Emissions	Scope 1	mtCO ₂ e	54,381	64,167	67,333	100,407	119,031
	Scope 2 ²	mtCO ₂ e	968,606	1,012,026	976,134	974,033	842,130
	Scope 1 & 2	mtCO ₂ e	1,022,987	1,076,193	1,043,467	1,074,441	961,149
	Scope 1 & 2 intensity	mtCO ₂ e/\$M revenue	167	152	160	170	143
	Scope 3 ³	mtCO ₂ e	NR	2,347,495	2,458,539	2,190,564	2,736,548
Water	Water withdrawal	m ³	15,528,665	15,857,521	15,432,290	15,977,116	17,195,469
	Groundwater	m ³	2,003,750	2,172,912	2,176,811	1,683,492	2,269,899
	Surface water ⁴	m ³	900	900	800	800	5,645
	Third-party water	m ³	13,524,014	13,683,709	13,254,679	14,292,824	14,919,925
	Water discharge	m ³	11,755,800	12,047,996	11,649,989	12,613,658	13,673,850
	Surface water	m ³	1,383,066	1,380,842	1,812,148	1,614,735	1,604,895
	Third-party water	m ³	10,372,734	10,667,154	9,837,842	10,998,922	12,068,955
	Water consumption	m ³	3,772,865	3,809,525	3,782,301	3,363,458	3,521,619
	Water withdrawal intensity	m ³ /\$M revenue	2,530	2,236	2,373	2,529	2,563
Waste	Total waste	Metric tons	25,830	24,283	22,065	25,304	28,068

METRICS

TOPICS	METRICS ¹	UNITS	2021	2022	2023	2024	2025
Waste (cont.)	Hazardous	Metric tons	10,879	9,647	8,336	10,020	11,948
	Non-Hazardous	Metric tons	14,952	14,636	13,729	15,284	16,120
	Recycled	% of non-hazardous	65%	64%	71%	66%	75%
	Incinerated	% of non-hazardous	12%	12%	7%	15%	17%
	Landfilled	% of non-hazardous	23%	24%	22%	19%	8%
	Total waste intensity	Metric tons/\$M revenue	4.21	3.42	3.39	4.01	4.01
	Hazardous waste intensity	Metric tons/\$M revenue	1.77	1.36	1.28	1.59	1.78
Health & Safety	Recordable work-related injuries - employees	Number of workers	22	31	28	34	42
	Work-related fatalities – employees	Number of workers	0	0	0	0	0
	Total recordable incident rate (TRIR) – employees ⁵	Per 200,000 hours worked	0.08	0.11	0.10	0.12	0.14
	Lost-time incident rate (LTIR) – employees	Per 200,000 hours worked	0.06	0.08	0.06	0.10	0.09
	Recordable work-related injuries – non-employees ⁶	Number of workers	3	1	3	2	2
	Work-related fatalities – non-employees	Number of workers	0	0	0	0	0
	Total recordable incident rate (TRIR) – non-employees	Per 200,000 hours worked	0.10	0.04	0.11	0.08	0.06
	Lost-time incident rate (LTIR) – non-employees	Per 200,000 hours worked	0.10	0.04	0.11	0.08	0.06

METRICS

TOPICS	METRICS ¹	UNITS	2021	2022	2023	2024	2025
Hazardous Substance	IEC 62474 declarable substance (substances of concern)	% of total revenue	1.45%	1.42%	1.29%	1.28%	1.32%
ISO Certification	ISO 14001 Environmental Management Systems	% of facilities certified	100%	100%	100%	100%	100%
	ISO 14001 Environmental Management Systems	% of direct material suppliers certified	100%	100%	100%	100%	100%
	ISO 45001 Occupational Health & Safety Management Systems	% of facilities certified	100%	100%	100%	100%	100%
	ISO 45001 Occupational Health & Safety Management Systems	% of direct material suppliers certified	100%	100%	100%	100%	100%
	ISO 14064 Quantifying & Reporting Greenhouse Gas Emissions	% of facilities certified	100%	100%	100%	100%	100%
Workforce	Total employees	Number of workers	30,400	31,300	28,700	28,300	30,800
	Employee turnover rate ⁷	% of total workers	NR	NR	14%	15%	13%

METRICS

Table 4 – Water-Related Metrics for High-Stressed Regions by Location in 2025

TOPIC	METRICS ¹	UNITS	CHINA	PORTUGAL
Water	Water withdrawal	m ³	1,720,720	206,609
	Groundwater	m ³	0	199,854
	Third-party water	m ³	1,720,720	6,755
	Water discharge (third-party)	m ³	1,166,287	106,227
	Water consumption	m ³	554,433	100,382
	Water recycling rate	% of water recycled	50%	40%

¹ The sum of the sub-metrics may not equal the total due to rounding.

² For 2021, we used a location-based approach for this metric. Starting in 2022, we transitioned to a market-based approach to align with the SBTi standard, resulting in an immaterial difference in the reported data.

³ We have strengthened our process for calculating Scope 3 GHG emissions to align with the SBTi standard starting in 2022. For better comparison across periods, we are reporting our Scope 3 data from 2022 onwards.

⁴ This metric refers to alternative water sources, including rainwater collected at our facilities.

⁵ This metric covers incidents resulting in lost workdays and excludes other incidents for our site in South Korea, per local laws.

⁶ Non-employee workers include outsourced contractors, who work in our facilities.

⁷ This metric reflects turnover rate for the voluntary employee separations across facilities worldwide.

INDEPENDENT ASSURANCE STATEMENT

An independent third-party validation provider has verified our Scope 1, Scope 2, and Scope 3 greenhouse gas emissions data, and product carbon footprint (PCF) calculation tool for select packaging solutions at our ATK4 and ATK5 sites in South Korea.

Scope 1 and 2 GHG Emissions Independent Validation Opinion

Scope 3 GHG Emissions Independent Validation Opinion

PCF LCA Independent Validation Opinion

bsi. Verification Opinion Amkor Technology, Inc.



bsi.



bsi.



The verification covered direct and indirect GHG emissions based on the activity data from the GHG Emission Report for manufacturing sites and sales offices of Amkor Technology.

Location ID	Country	Location	Factory/Office	Scope 1 Emissions		Scope 2 Emissions		Total Emissions in 2023 (Scope 1+2+3) (tCO2e)
				Location-based	Market-based	Location-based	Market-based	
1	Korea	ATK4	ATK4	1,875,362	44,822,063	24,446,460	65,363	65,363
1	Korea	ATK5	ATK5	21,800,379	181,060,130	133,637,870	158,426	158,426
1	Korea	ATK6	ATK6	27,388,773	138,278,794	139,312,794	182,204	182,204
2	Philippines	ATP	ATP	20,004,402	98,400,209	99,404,490	108,713	108,713
2	Philippines	ATP	ATP2	18,844,988	103,211,648	103,271,727	118,878	118,878
3	China	ATC	ATC	1,128,783	107,888,362	103,233,796	34,654	34,654
4	Taiwan	AT11	AT11	18,632,336	42,220,619	41,390,683	18,043	18,043
4	Taiwan	AT12	AT12	242,377	46,222,252	46,764,470	49,422	49,422
5	Taiwan	AT13	AT13	262,379	3,328,609	3,328,609	3,788	3,788
5	Taiwan	AT14	AT14	269,627	14,764,499	14,764,499	15,120	15,120
6	Malaysia	ATM	ATM	424,589	20,143,917	18,671,769	13,402	13,402
7	Japan	ATJ	JAKAMATSUMI	1,874,912	19,527,284	18,855,205	4,692	4,692
7	Japan	ATJ	JAKOSHIMA	232,779	16,522,358	12,277,666	12,489	12,489
7	Japan	ATJ	JAKYAMAGUCHI	32,888	40,363,463	40,282,093	22,409	22,409
7	Japan	ATJ	JAKAYAMAGUCHI	231,060	8,673,248	2,810,474	2,846	2,846
7	Japan	ATJ	JAKYAMAGUCHI	3,993	3,334,328	4,186,188	4,352	4,352
7	Japan	ATJ	JAKYAMAGUCHI	193,081	20,288,959	14,536,926	13,502	13,502
7	Japan	ATJ	JAKYAMAGUCHI	2,403,919	12,895,126	8,899,673	12,769	12,769
7	Japan	ATJ	JAKYAMAGUCHI	2,274,677	39,786,249	16,860,812	16,743	16,743
7	Japan	ATJ	Tanaka Sales	2,167	66,349	43,213	47	47
7	Japan	ATJ	Tanaka R&D	-	1,992	34,125	34	34
8	Portugal	ATP	ATP	932,890	14,502,992	14,242,522	3,824	3,824
9	Vietnam	ATV	ATV	4,386,620	33,215,148	32,656,542	18,843	18,843
10	US	AT5	US Sales	-	29,205	188,161	158	158
11	Singapore	ATSH	Singapore Sales	-	49,718	49,718	49	49
12	Taiwan	AT15	Taiwan Sales	-	64,403	64,403	64	64
14	Germany	AAE5	Market Sales	-	7,503	7,503	7	7
20	Philippines	ATP	ATP2 (Sales Office Center)	-	18,609	18,609	18	18
21	China	ZIC	Shanghai Sales	-	17,821	17,821	17	17
Total Emissions in 2023 (Scope 1+2+3)				119,497,283	1,046,832,493	842,130,220	965,149	

..making excellence a habit.

GHG Criteria & Protocols used for Verification

- A Corporate Accounting and Reporting Standard, WRI/GRI/NGV - Revised March 2004
- IPCC Guidelines for National Greenhouse Gas Inventories - Revised 2006
- ISO14064-1:2018 & ISO 14064-2:2019
- ISO 26000, General Guidelines for Voluntary Greenhouse Gas Reporting - Revised October 2010
- ISO GHG Emissions Verification Manual/ISO2202:2018 - Revised 2018
- Global Warming Potentials (GWP) the fourth assessment report values (2007)
- Guideline for Reporting and Certification of Amounts of Emissions in the Greenhouse Gas Emission Permits Trading Scheme (Notification No. 2024-115 of the Ministry of Environment of Korea)
- GHGEP 18.16 (Taiwan operations only)

Verification Opinion

BSI Group Korea's verification opinions on the result of carrying out verification in accordance with the GHG criteria and protocols mentioned above are as follows.

The quality of the activity data for the calculation of greenhouse gas emissions was considered acceptable in meeting the key international principles for greenhouse gas emissions verification.

No material misstatement during the verification process for emissions was found and no evidence could be found that the activity data and relevant evidence were not properly managed.

Therefore, the BSI Group Korea Verification Team provides a verification opinion that is "appropriate".

For and on behalf of BSI:

Issue: 23/04/2026



Project signed can be validated at Client's office or telephone +82 21 18 9920.

BSI Group Korea Limited, 8th Floor, Tumsa Building, Incheon-gil 39, Songdo, Song, 02742, Korea

BSI Group Korea Limited is a subsidiary of British Standards Institution.

..making excellence a habit.

Verification Opinion Amkor Technology, Inc.

The verification covered Scope 3 GHG Emissions from Purchased Goods and Services, Capital Goods, Fuel and Energy-related Activities (not included in Scope 1 or Scope 2), Upstream Transportation and Distribution, Waste-generation in Operation, Business Travel, Employee Commuting, Downstream Transportation and Distribution, End of Life Treatment of Sold Products according to "The GHG Protocol: Corporate Value Chain(Scope 3) Accounting and Reporting Standard of WRI/SWEDC".

Data Verified	Category	Emissions in 2023 (tCO2e)
C1. Purchased goods and services		2,099,328
C2. Capital goods		321,471
C3. Fuel-and energy-related activities (not included in scope 1 or scope 2)		178,295
C4. Upstream transportation and distribution		34,085
C5. Waste generated in operations		886
C6. Business travel		4,032
C7. Employee commuting		39,774
C8. Downstream transportation and distribution		40,923
C12. End of Life Treatment of Sold Products		955
Total Emissions		2,736,548

The total emissions were calculated by rounding down.

GHG Criteria & Protocols used for Verification

- This verification was performed at the request of Amkor Technology, Inc., applying the following criteria and guidelines:
- ISO14064-1:2018 & ISO 14064-2:2019
- Corporate Value Chain(Scope 3) Accounting and Reporting Standard, Greenhouse Gas Protocol - OQ2011, Version 1.0
- IPCC GHG Guidance - Revised 2006
- ISO 26000, Technical Guidance Voluntary Reporting of GHG - Revised October, 2010
- Guideline for Reporting and Certification of Amounts of Emissions in the Greenhouse Gas Emission Permits Trading Scheme (Notification No. 2024-115 of the Ministry of Environment of Korea)
- Global Warming Potentials - IPCC the fourth assessment report values(2007)
- BSI GHGEP Manual (ISO2202:2018)

The standard conformity principle of BSI Group Korea was applied to all verification activities.

Verification Opinion

BSI Group Korea's verification opinions on the result of carrying out verification in accordance with the GHG criteria and protocols mentioned above are as follows.

The quality of the activity data for the calculation of greenhouse gas emissions was considered acceptable in meeting the key international principles for greenhouse gas emissions verification.

No material misstatement during the verification process for emissions was found, it was confirmed that relevant activity data and evidence were properly managed.

Therefore, the BSI Group Korea Verification Team provides a verification opinion that is "appropriate".

For and on behalf of BSI:

Issue: 13/09/2025



Project signed can be validated at Client's office or telephone +82 21 18 9920.

BSI Group Korea Limited, 8th Floor, Tumsa Building, Incheon-gil 39, Songdo, Song, 02742, Korea

BSI Group Korea Limited is a subsidiary of British Standards Institution.

..making excellence a habit.

Independent Validation Opinion

DNV Business Assurance Korea Ltd. (hereafter referred to as "DNV") has been commissioned by Amkor Technology Korea, Inc. (hereafter referred to as "Amkor Korea") to perform an independent third party validation of Product Carbon Footprint (PCF) calculation tool (hereafter referred to as "PCF Tool") which has been developed in accordance with the life cycle assessment methodology for semiconductor packaging solutions provided at Amkor Korea's Gyeongju(DK) and Songdo(KS) site.

The validation was conducted on the Amkor Korea's PCF Tool, which was developed based on the environmental impact assessment considering the life cycle assessment methodology for semiconductor packaging solution, and the PCF Tool consists of the following criteria:

- Functional Unit: PCF/pcs/pcs
- SP: WBGPA, FCGPA, FCCP, WLWBP
- Process: Semiconductor manufacturing process
- System Boundary: Cradle-to-Gate
- Impact Assessment Methodology: IPCC AR4(2007)
- Impact Category: Global Warming Potential

Validation Criteria

The Amkor Korea's PCF Tool, which considers life cycle assessment for semiconductor packaging solutions, was developed in accordance with the principles and requirements of ISO 14040:2006/Annex 1:2007, ISO14044:2006/Annex 1:2007, and ISO 14067:2018, as well as the criteria defined in the "System - LCA - Product Carbon Footprint(hereafter referred to as "PCF report")". The validation was performed in accordance with the principles and requirements of ISO 14044:2006/Annex 1:2007 Part 2: Specification with guidance for the verification and validation of GHG emission data statements for the validation of the PCF Tool. DNV verified actual 2023 data such as raw material inputs, energy and utility consumption, and wastewater and waste generation to assess the inputs (gathering and processing activity data), conversion (environmental impact calculator process), and outputs (environmental impact assessment results) of the PCF Tool.

Limitations

The scope of the validation is limited to the Amkor Korea's PCF Tool developed based on the PCF Report, and therefore does not guarantee the reliability of the environmental impact assessment results. The engagement was conducted through validation of the input and output provided and demonstrated by Amkor Korea using a restricted sampling approach. DNV does not guarantee reliability if any material changes to the Amkor Korea's PCF Tool occur after the validation.

Conclusions

DNV assessed the validity of the Amkor Korea's PCF Tool with respect to the data input, conversion and output based on the Amkor Korea's PCF Report. Based on the work undertaken, DNV has come to our attention to indicate that the assumptions, methodologies, or limitations applied in establishing the PCF Tool have material errors, and therefore it is our opinion that the PCF Tool has been developed on a material basis.

15 April 2026 Seoul, Korea

DNV Business Assurance Korea Ltd. Country Representative



The energy and utility usage factors are based on data in accordance with the Internal GHG reduction policies. Data source: Internal GHG reduction policies. Report period: 1st Jan 2023 to 31st Dec 2023. Issue: 13/09/2025

DNV Business Assurance Korea Ltd., 10F, Uptown Bldg., 1, Songdo, Songdo, Korea.

ABOUT THIS REPORT

Boundary and Scope

This report covers our 2025 fiscal year: January 1, 2025 – December 31, 2025, unless otherwise noted within the report. The information and data in this report include all our facilities and select data relevant to our offices worldwide.

Disclosure and Assurance

This report has been prepared in accordance with the SASB Semiconductor standard and the Task Force on Climate-Related Financial Disclosures (TCFD) standard. Also, it is informed by other leading standards and methodologies, including the Global Reporting Initiative (GRI) and Carbon Disclosure Project (CDP). Our greenhouse gas emissions data have been externally verified by a third-party assurance provider in accordance with the ISO 14064 framework and Greenhouse Gas Protocol standard. Our independent assurance statement is included in this report.

The data disclosed in this report are subject to measurement uncertainties due to the inherent limitations of the data collection and measurement methods. While we strive to ensure the accuracy and reliability of the data, it is important to interpret it with caution. Our application of materiality in this report is based on the SASB Semiconductor standard we have adopted, which differs from materiality relevant to other disclosures, including regulatory reporting.

Forward-Looking Statements

This report contains forward-looking statements. The forward-looking statements involve risk, and actual results may differ materially from any future results expressed or implied herein. Please refer to our most recent periodic reports with the U.S. Securities and Exchange Commission on Form 10-K, Form 10-Q, and subsequent filings before making any investment decisions regarding our securities.

Feedback

We welcome your feedback regarding this report or our corporate responsibility program. Please send your comments to CorporateResponsibility@amkor.com.

With respect to the information in this document, Amkor makes no guarantee or warranty of its accuracy or that the use of such information will not infringe upon the intellectual rights of third parties. Amkor shall not be responsible for any loss or damage of whatever nature resulting from the use of, or reliance upon it and no patent or other license is implied hereby. This document does not in any way extend or modify Amkor's warranty on any product beyond that set forth in its standard terms and conditions of sale. Amkor reserves the right to make changes in its product and specifications at any time and without notice. The Amkor name and logo are registered trademarks of Amkor Technology, Inc. All other trademarks mentioned are property of their respective companies. © 2026 Amkor Technology, Inc. All Rights Reserved.
BR205F-EN Rev Date: 05/26



© 2026 Amkor Technology, Inc. All Rights Reserved.

Enabling the Future

[amkor.com](https://www.amkor.com)

